

KLG CAPITAL SERVICES LIMITED

Registered Office: SKIL House, 209, Bank Street Cross Lane, Fort, Mumbai - 400 023.

CIN: L67120MH1994PLC218169; **Tel:** 022-6619 9000; **Fax:** 022-2269 6024

E-mail: company.secretary@klgcapital.com; **Website:** www.klgcapital.com

January 15, 2016

To
The Manager,
Listing Department,
BSE Limited,
P. J. Towers, Dalal Street,
Mumbai – 400 001

Sub: Submission of Shareholding Pattern for the quarter ended December 31, 2015

Ref: BSE Code No: 530771

Dear Sir / Madam,

Please find enclosed herewith the Shareholding Pattern of the Company for the quarter ended December 31, 2015 in compliance with Regulation 31 of SEBI (Listing Obligations and Disclosure Requirements) Regulations, 2015

Kindly take the same on your record.

Thanking you,

Yours truly,

For KLG Capital Services Limited

Ankit Pratap Singh

Ankit Pratap Singh
Chief Financial Officer

Shareholding Pattern under Regulation 31 of SEBI (Listing Obligations and Disclosure Requirements) Regulations, 2015

1	Name of Listed Entity: KLG Capital Services Limited
2	Scrip Code/Name of Scrip/Class of Security: 530771
3	Share Holding Pattern Filed under: Reg. 31(1)(a)/Reg. 31(1)(b)/Reg.31(1)(c)
	a. If under 31(1)(b) then indicate the report for Quarter ending
	b. If under 31(1)(c) then indicate date of allotment/extinguishment
4	Declaration: The Listed entity is required to submit the following declaration to the extent of submission of information:-


Particulars	Yes*	No*
1 Whether the Listed Entity has issued any partly paid up shares?		No
2 Whether the Listed Entity has issued any Convertible Securities or Warrants?		No
3 Whether the Listed Entity has any shares against which depository receipts are issued?		No
4 Whether the Listed Entity has any shares in locked-in?		No
5 Whether any shares held by promoters are pledge or otherwise encumbered?		No

* If the Listed Entity selects the option 'No' for the questions above, the columns for the partly paid up shares, Outstanding Convertible Securities/Warrants, depository receipts, locked-in shares, No of shares pledged or otherwise encumbered by promoters, as applicable, shall not be displayed at the time of dissemination on the Stock Exchange website. Also wherever there is 'No' declared by Listed Entity in above table the values will be considered as 'Zero' by default on submission of the format of holding of specified securities.

GENERATED ON :04/01/2016

NSDL : 31/12/2015

CDSL :31/12/2015



KLG Capital Services Limited


Table 1 - Summary Statement holding of specified securities

Category	Category of shareholder	Number of shareholders	No. of fully paid up equity shares held	No. of Partly paid-up equity shares held	No. of shares underlying Depository Receipts	Total nos. shares held (IV)+(V)+(VI)	Shareholding as a % of total no. of shares (calculated as per SCRR, 1957)	Number of Voting Rights held in each class of securities			No. of Shares Underlying Outstanding convertible securities (as a % of (VII)+(X) as a % of (XI))	Number of Locked in shares		Number of Shares pledged or otherwise encumbered		Number of equity shares held in dematerialised form
								No of Voting Rights	Class eg: X	Class eg: Y		Total	As a % of total Shares held(b)	No. (a)	As a % of total Shares held(b)	
(I)	(II)	(III)	(IV)	(V)	(VI)	(VII) = (IV)+(V)+(VI)	(VIII) As a % of (A+B+C2)	(IX)	(X)	(XI)	(XII)	(XIII)	(XIV)			
(A)	Promoter & Promoter Group	1	1936075	0	0	1936075	60.4570	0	0	0	0	0	0	1936075		
(B)	Public	1406	1266325	0	0	1266325	39.5430	0	0	0	0	150000	11.8453	1266325		
(C)	Non Promoter - Non Public	0	0	0	0	0	0.0000	0	0	0	0	0	0	0		
(C1)	Shares Underlying DRs	0	0	0	0	0	0.0000	0	0	0	0	0	0	0		
(C2)	Shares Held By Employee Trust	0	0	0	0	0	0.0000	0	0	0	0	0	0	0		
	Total	1407	3202400	0	0	3202400	100.0000	0	0	0	0	150000	4.6839	3199467		

GENERATED ON :04/01/2016

NSDL : 31/12/2015

CDSL : 31/12/2015



KLG Capital Services Limited

Table II (I)(a) - Statement showing shareholding pattern of the Promoter and Promoter Group

Category & Name of Shareholders	PAN	Nos. of shareholders	No. of fully paid up equity shares held	No. of Partly paid-up equity shares held	No. of shares underlying Depository Receipts	Total nos. shares held (IV)+(V)+(VI)	Shareholding as a % of total no. of shares (calculated as per SCRR, 1957)	Number of Voting Rights held in each class of securities		No. of Shares Underlying Outstanding convertible securities (including Warrants)	Shareholding, as a % assuming full conversion of convertible securities (as a percentage of diluted share capital)	Number of Locked in shares		Number of Shares pledged or otherwise encumbered		Number of equity shares held in dematerialised form	
								Class eg: X	Class eg: Y			(X)	(XI)	(a)	(b)		(a)
(I)	(II)	(III)	(IV)	(V)	(VI)	(VII) = (IV)+(V)+(VI)	(VIII) As a % of (A+B+C2)	(IX)	(X)	(XI) = (VII)+(X) As a % of (A+B+C2)	(XII)	(XIII)	(XIV)				
1																	
Indian Individuals / Hindu Undivided Family		0	0	0	0	0	0.0000	0	0	0.0000	0	0	0.0000	0	0.0000	0	0
Central Government / State Governments		0	0	0	0	0	0.0000	0	0	0.0000	0	0	0.0000	0	0.0000	0	0
Financial Institutions / Banks		0	0	0	0	0	0.0000	0	0	0.0000	0	0	0.0000	0	0.0000	0	0
Any Other (Specify)		1	1936075	0	0	1936075	60.4570	0	0	0.0000	0	0	0.0000	0	0.0000	0	1936075
Bodies Corporate	AAAC8293	1	1936075	0	0	1936075	60.4570	0	0	0.0000	0	0	0.0000	0	0.0000	0	1936075
Avaita Properties Private Limited		1	1936075	0	0	1936075	60.4570	0	0	0.0000	0	0	0.0000	0	0.0000	0	1936075
Sub Total (A)(1)		1	1936075	0	0	1936075	60.4570	0	0	0.0000	0	0	0.0000	0	0.0000	0	1936075
2																	
Foreign Individuals (Non-Resident Individuals / Foreign Individuals)		0	0	0	0	0	0.0000	0	0	0.0000	0	0	0.0000	0	0.0000	0	0
Government Institutions		0	0	0	0	0	0.0000	0	0	0.0000	0	0	0.0000	0	0.0000	0	0
Foreign Portfolio Investor		0	0	0	0	0	0.0000	0	0	0.0000	0	0	0.0000	0	0.0000	0	0
Any Other (Specify)		0	0	0	0	0	0.0000	0	0	0.0000	0	0	0.0000	0	0.0000	0	0
Sub Total (A)(2)		0	0	0	0	0	0.0000	0	0	0.0000	0	0	0.0000	0	0.0000	0	0
Total Shareholding Of Promoter And Promoter Group (A) = (A)(1)+(A)(2)		1	1936075	0	0	1936075	60.4570	0	0	0.0000	0	0	0.0000	0	0.0000	0	1936075

Details of Shares which remain unclaimed may be given hear along with details such as number of shareholders, outstanding shares held in demat/unclaimed suspense account, voting rights which are frozen etc.

Note:

(1) PAN would not be displayed on website of Stock Exchange(s)

(2) The term 'Encumbrance' has the same meaning as assigned under regulation 28(3) of SEBI (Substantial Acquisition of Shares and Takeovers) Regulations, 2011.

GENERATED ON :04/03/2016

NSDL : 31/12/2015


CD51 :31/12/2015



KLG Capital Services Limited

Table III - Statement showing shareholding pattern of the Public shareholder

Category	Name of shareholders	PAN	Nos. of shareholder s	No. of fully paid up equity shares held	No. of Partly paid-up equity shares held	No. of underlying Depository Receipts	Total nos. shares held (VII) = (IV)+(V)+(VI)	Shareholding as a % of total no. of shares (calculated as per SCRR, 1957)	Number of Voting Rights held in each class of securities			No. of Shares Underlying Outstanding convertible securities (including Warrants)	Shareholding, as a % assuming full conversion of convertible securities (as a percentage of diluted share capital)	Number of Locked in shares		Number of Shares pledged or otherwise encumbered		Number of equity shares held in dematerialised form
									No. of Voting securities	Class eg: X	Class eg: Y			Total	No. (a)	As a % of total shares held(b)	No. (a)	
(i)	(ii)	(iii)	(iv)	(v)	(vi)	(vii)	(viii) = (iv)+(v)+(vi)	(ix) As a % of (A+B+C2)	(x)	(xi)	(xii)	(xiii)	(xiv)					
1	Institutions																	
(a)	Mutual Fund		0	0	0	0	0	0.0000	0	0	0	0	0.0000	0	0.0000	0	0.0000	0
(b)	Venture Capital Funds		0	0	0	0	0	0.0000	0	0	0	0	0.0000	0	0.0000	0	0.0000	0
(c)	Alternate Investment Funds		0	0	0	0	0	0.0000	0	0	0	0	0.0000	0	0.0000	0	0.0000	0
(d)	Foreign Venture Capital Investors		0	0	0	0	0	0.0000	0	0	0	0	0.0000	0	0.0000	0	0.0000	0
(e)	Foreign Portfolio Investor		0	0	0	0	0	0.0000	0	0	0	0	0.0000	0	0.0000	0	0.0000	0
(f)	Financial Institutions / Banks		0	0	0	0	0	0.0000	0	0	0	0	0.0000	0	0.0000	0	0.0000	0
(g)	Insurance Companies		0	0	0	0	0	0.0000	0	0	0	0	0.0000	0	0.0000	0	0.0000	0
(h)	Provident Funds/ Pension Funds		0	0	0	0	0	0.0000	0	0	0	0	0.0000	0	0.0000	0	0.0000	0
(i)	Any Other (Specify)		0	0	0	0	0	0.0000	0	0	0	0	0.0000	0	0.0000	0	0.0000	0
	Sub Total (B)(1)		0	0	0	0	0	0.0000	0	0	0	0	0.0000	0	0.0000	0	0.0000	0
	Central Government/ State Government(s)/ President of Government(s)		0	0	0	0	0	0.0000	0	0	0	0	0.0000	0	0.0000	0	0.0000	0
2	India																	
	Sub Total (B)(2)		0	0	0	0	0	0.0000	0	0	0	0	0.0000	0	0.0000	0	0.0000	0
3	Non-Institutions																	
(a)	Individuals		0	0	0	0	0	0.0000	0	0	0	0	0.0000	0	0.0000	0	0.0000	0
	Sub Total (B)(3)		0	0	0	0	0	0.0000	0	0	0	0	0.0000	0	0.0000	0	0.0000	0
	Total Public Shareholding (B) = (B)(1)+(B)(2)+(B)(3)		1406	46355	0	0	46355	14.4690	0	0	0	0	0.0000	0	0.0000	0	0.0000	460422
ii.	Individual shareholders holding nominal share capital in excess of Rs. 2 lakhs.																	
(a)	Suchitra Ganesh Shambhug AAGPSS257F		6	175659	0	0	175659	5.4852	0	0	0	0	0.0000	0	0.0000	0	0.0000	175659
(b)	NBFCs registered with RBI		0	60400	0	0	60400	1.8851	0	0	0	0	0.0000	0	0.0000	0	0.0000	60400
(c)	Employee Trusts		0	0	0	0	0	0.0000	0	0	0	0	0.0000	0	0.0000	0	0.0000	0
(d)	Overseas Depositories(holding DRs) (balancing figure)		0	0	0	0	0	0.0000	0	0	0	0	0.0000	0	0.0000	0	0.0000	0
(e)	Any Other (Specify)		105	627311	0	0	627311	19.5985	0	0	0	0	0.0000	0	0.0000	0	0.0000	627311
	Sub Total (B)(4)		111	80400	0	0	80400	2.4732	0	0	0	0	0.0000	0	0.0000	0	0.0000	80400
	Non Resident Indians (Non Repeat)		5	626	0	0	626	0.0019	0	0	0	0	0.0000	0	0.0000	0	0.0000	626
	Non Resident Indians (Repeat)		6	8292	0	0	8292	0.0259	0	0	0	0	0.0000	0	0.0000	0	0.0000	8292
	Clearing Member		11	16247	0	0	16247	0.0507	0	0	0	0	0.0000	0	0.0000	0	0.0000	16247
	Bodies Corporate		37	562831	0	0	562831	17.5753	0	0	0	0	0.0000	0	0.0000	0	0.0000	562831
	Sub Total (B)(5)		109500	103500	0	0	103500	3.2520	0	0	0	0	0.0000	0	0.0000	0	0.0000	103500
	Payee Infrastructure Pvt.Ltd.		103000	103000	0	0	103000	3.2163	0	0	0	0	0.0000	0	0.0000	0	0.0000	103000
	Manish Infrastructure Pvt.Ltd.		102000	102000	0	0	102000	3.1851	0	0	0	0	0.0000	0	0.0000	0	0.0000	102000
	Veroona Capital Limited		95998	95998	0	0	95998	2.9977	0	0	0	0	0.0000	0	0.0000	0	0.0000	95998
	Hansa Infrastructure Pvt.Ltd.		85000	85000	0	0	85000	2.6543	0	0	0	0	0.0000	0	0.0000	0	0.0000	85000
	Prabhat Infrastructure Pvt. Ltd.		54928	54928	0	0	54928	1.7152	0	0	0	0	0.0000	0	0.0000	0	0.0000	54928
	Sub Total (B)(6)		1406	1266325	0	0	1266325	39.5430	0	0	0	0	0.0000	0	0.0000	0	0.0000	1266325
	Total Public Shareholding (B) = (B)(1)+(B)(2)+(B)(3)		1406	1266325	0	0	1266325	39.5430	0	0	0	0	0.0000	0	0.0000	0	0.0000	1266325



Details of the shareholders acting as persons in Concert including their Shareholding (No. and %);
Details of Shares which remain unclaimed may be given here along with details such as number of shareholders, outstanding shares held in demat/unclaimed suspense account, voting rights which are frozen etc.

Note:

- (1) PAN would not be displayed on website of Stock Exchange(s).
- (2) The above format needs to be disclosed along with the name of following persons/institutions/Non Institutions holding more than 1% of total number of shares
- (3) W.r.t. the information pertaining to Depository Receipts, the same may be disclosed in the respective columns to the extent information available and the balance to be disclosed as held by custodian.

GENERATED ON 04/01/2016 NSDL : 31/12/2015 CDSL : 31/12/2015



KLG Capital Services Limited

Table IV - Statement showing shareholding pattern of the Non Promoter- Non Public shareholder

Category	Category & Name of shareholders	PAN	Nos. of shareholders	No. of fully paid up equity shares held	No. of equity shares held	No. of underlying Depository Receipts	Total nos. shares held	Shareholding as a % of total shares (calculate as per SCRR, 1957)	Number of Voting Rights held in each class of securities			Shareholding, as a % assuming full conversion of convertible securities (including securities (X))	Number of Locked in shares	Number of Shares pledged or otherwise encumbered	Number of equity shares held in dematerialised form
									No of Voting Rights		As a % of total Shares held(b)				
									Class eg: X	Class eg: Y					
	(I)	(II)	(III)	(IV)	(V)	(VI)	(VII) = (IV)+(V)+(VI)	(VIII) As a % of (A+B+C2)	(IX)	(X)	(XI) = (VII)+(X)	(XII) As a % of (A+B+C)	(XIII)	(XIV)	
1	Custodian/DR Holder		0	0	0	0	0	0.0000	0	0	0.0000	0	0	0.0000	0
	Employee Benefit Trust (under SEBI (Share based Employee Benefit) Regulations, 2014)		0	0	0	0	0	0.0000	0	0	0.0000	0	0	0.0000	0
	Total Non-Promoter- Non Public Shareholding (C) = (C1)+(C2)		0	0	0	0	0	0.0000	0	0	0.0000	0	0	0.0000	0

Note:

- (1) PAN would not be displayed on website of Stock Exchanges.
- (2) The above format needs to disclose name of all holders holding more than 1% of total number of shares
- (3) W.r.t. the information pertaining to Depository Receipts, the same may be disclosed in the respective columns to the extent information available

GENERATED ON :04/01/2016

NSDL : 31/12/2015

CDSL :31/12/2015

